




SEAT IBIZA CUP



Seat Ibiza Cup Racing Weekend Qualifying


Sector Analysis

■ Personal Best
 ■ Session Best
 ■ Crossing the finish line in pit lane

Lap	D	Time	Sector 1	Sector 2	Sector 3	T. Spd	Elapsed	Lap	D	Time	Sector 1	Sector 2	Sector 3	T. Spd	Elapsed	
1		VAVALÀ/Girasole 1.Vincenzo VAVALÀ 2.Louis Carl VIGNON						Seat Ibiza Cup								
1	1	6:17.831 B	4:06.344	57.732	1:13.755	146.5	6:17.831	1	1	3:17.250	1:20.147	1:00.123	56.980	88.5	3:17.250	
2	1	3:59.823	2:10.050	54.209	55.564	132.4	10:17.654	2	1	2:19.719	44.593	47.517	47.609	204.7	5:36.969	
3	1	2:50.537	58.260	55.027	57.250	175.4	13:08.191	3	1	2:18.085	44.303	46.967	46.815	205.5	7:55.054	
4	1	2:41.790	51.050	54.803	55.937	149.8	15:49.981	4	1	2:17.996	43.960	46.176	47.860	210.3	10:13.050	
5	1	3:45.209 B	49.345	1:18.027	1:37.837	171.5	19:35.190	5	1	2:17.889	44.157	46.799	46.933	207.9	12:30.939	
4		COLLIVADINO/BD Racing 1.Paolo COLLIVADINO						Seat Ibiza Cup								
1	1	5:21.493	3:38.490	51.161	51.842	129.1	5:21.493	6	1	2:19.256	44.325	47.495	47.436	209.1	14:50.195	
2	1	2:29.790	45.363	52.712	51.715	204.7	7:51.283	7	1	2:17.132	44.267	46.179	46.686	209.1	17:07.327	
3	1	2:18.470	44.774	46.440	47.256	205.5	10:09.753	8	1	2:28.851 B	43.876	45.980	58.995	210.7	19:36.178	
4	1	2:17.902	44.860	45.880	47.162	208.7	12:27.655	9	1	4:45.947	3:08.572	48.859	48.516	160.4	24:22.125	
5	1	2:17.243	44.746	45.708	46.789	197.3	14:44.898	10	1	2:20.672	44.719	48.140	47.813	207.5	26:42.797	
6	1	2:24.729	43.828	50.456	50.445	209.9	17:09.627	11	1	2:20.259	44.575	47.553	48.131	208.3	29:03.056	
7	1	2:28.332 B	43.674	45.304	59.354	212.8	19:37.959	12	1	2:18.990	44.910	46.797	47.283	208.7	31:22.046	
8	1	4:45.015	3:10.240	46.318	48.457	159.9	24:22.974	13	1	2:20.296	44.134	48.231	47.931	207.9	33:42.342	
9	1	2:33.722	43.952	54.998	54.772	212.3	26:56.696	14	1	2:19.595	44.749	47.017	47.829	206.3	36:01.937	
10	1	2:15.668	43.781	45.728	46.159	213.2	29:12.364	15	1	2:19.647	43.916	46.858	48.873	209.1	38:21.584	
11	1	2:31.439 B	46.468	46.691	58.280	207.5	31:43.803									
12	1	5:36.493	4:00.771	45.647	50.075	155.5	37:20.296									
5		RODIO/BD Racing 1.Alberto RODIO 2.Giancarlo TANZI						Seat Ibiza Cup								
1	1	3:39.912	1:46.505	1:03.674	49.733	133.6	3:39.912	1	1	3:02.028	1:07.848	1:03.369	50.811	152.7	3:02.028	
2	1	2:20.335	45.577	46.401	48.357	205.5	6:00.247	2	1	2:20.926	45.064	47.635	48.227	204.4	5:22.954	
3	1	2:18.418	44.883	46.400	47.135	204.4	8:18.665	3	1	2:30.493	43.881	50.996	55.616	209.5	7:53.447	
4	1	2:23.069	44.462	46.383	52.224	204.4	10:41.734	4	1	2:19.443	43.615	46.547	49.281	213.2	10:12.890	
5	1	2:25.984 B	44.666	46.172	55.146	205.5	13:07.718	5	1	2:16.957	43.909	46.357	46.691	210.3	12:29.847	
6	1	3:53.106	2:18.437	46.787	47.882	158.5	17:00.824	6	1	2:17.760	43.722	46.708	47.330	211.5	14:47.607	
7	1	2:18.272	45.082	45.832	47.358	201.7	19:19.096	7	1	2:16.394	43.189	46.194	47.011	213.6	17:04.001	
8	1	2:29.845 B	44.824	50.262	54.759	202.5	21:48.941	8	1	2:35.128 B	43.975	46.299	1:04.854	208.3	19:39.129	
9	1	4:43.740	3:06.171	48.747	48.822	159.2	26:32.681	9	1	4:39.969	3:04.116	47.835	48.018	160.8	24:19.098	
10	1	2:27.391	44.566	54.361	48.464	202.8	29:00.072	10	1	2:19.509	44.435	47.234	47.840	207.1	26:38.607	
11	1	2:21.630	44.491	48.721	48.418	204.0	31:21.702									
12	1	2:21.979	44.997	48.584	48.398	197.3	33:43.681									
13	1	2:20.990	44.578	47.862	48.550	207.1	36:04.671									
22		BORMOLINI/Girasole 1.Alessio BORMOLINI						Seat Ibiza Cup								
1	1	3:23.399	1:29.079	58.767	55.553	125.7	3:23.399	1	1	2:27.599	46.048	52.954	48.597	201.0	5:50.998	
2	1	2:27.599	46.048	52.954	48.597	201.0	8:12.563	2	1	2:21.565	45.318	48.861	47.386	205.1	8:12.563	
3	1	2:21.565	45.318	48.861	47.386	205.1	10:43.108	3	1	2:30.545	45.366	49.217	55.962	205.9	10:43.108	
4	1	2:30.545	45.366	49.217	55.962	205.9	13:10.963	4	1	2:27.855	48.830	49.223	49.802	154.2	13:10.963	
5	1	2:27.855	48.830	49.223	49.802	154.2	15:36.472	5	1	2:25.509	48.261	48.836	48.412	151.4	15:36.472	
6	1	2:30.578 B	45.292	48.198	57.088	177.1	18:07.050	6	1	2:30.578 B	45.292	48.198	57.088	177.1	18:07.050	
7	1	4:35.389	2:55.908	49.798	49.683	158.9	22:42.439	7	1	2:21.953	45.198	48.444	48.311	198.0	25:04.392	
8	1	2:21.953	45.198	48.444	48.311	198.0	27:26.478	8	1	2:22.086	45.078	48.484	48.524	203.6	27:26.478	
9	1	2:22.086	45.078	48.484	48.524	203.6	29:47.687	9	1	2:21.209	45.011	48.295	47.903	202.5	29:47.687	
10	1	2:21.209	45.011	48.295	47.903	202.5	32:08.200	10	1	2:20.513	44.822	47.911	47.780	201.3	32:08.200	
11	1	2:20.513	44.822	47.911	47.780	201.3	34:30.322	11	1	2:22.122	46.106	48.218	47.798	206.3	34:30.322	
12	1	2:22.122	46.106	48.218	47.798	206.3	36:50.762	12	1	2:20.440	44.689	48.009	47.742	206.7	36:50.762	
13	1	2:20.440	44.689	48.009	47.742	206.7										
33		SELMO/BD Racing 1.William SELMO						Seat Ibiza Cup								
1	1	3:19.534	1:31.687	53.260	54.587	153.3	3:19.534	1	1	2:22.600	46.969	47.597	48.034	200.6	5:42.134	
2	1	2:22.600	46.969	47.597	48.034	200.6	8:00.997	2	1	2:18.863	44.516	46.710	47.637	206.7	8:00.997	
3	1	2:18.863	44.516	46.710	47.637	206.7	10:19.691	3	1	2:18.694	44.560	47.402	46.732	208.7	10:19.691	
4	1	2:18.694	44.560	47.402	46.732	208.7	12:38.191	4	1	2:18.500	44.834	46.697	46.969	206.7	12:38.191	
5	1	2:18.500	44.834	46.697	46.969	206.7										



SEAT IBIZA CUP




Seat Ibiza Cup Racing Weekend Qualifying

Sector Analysis

Personal Best							Session Best		B Crossing the finish line in pit lane						
Lap	D	Time	Sector 1	Sector 2	Sector 3	T. Spd	Elapsed	Lap	D	Time	Sector 1	Sector 2	Sector 3	T. Spd	Elapsed
6	1	2:17.683	44.204	46.304	47.175	208.7	14:55.874	2	1	2:18.926	45.047	47.344	46.535	183.6	7:35.347
7	1	2:16.898	43.930	46.130	46.838	209.5	17:12.772	3	1	2:15.812	43.900	45.660	46.252	207.5	9:51.159
8	1	2:27.662 B	43.845	45.981	57.836	211.5	19:40.434	4	1	2:14.871	43.645	45.290	45.936	207.1	12:06.030
9	1	7:14.599	5:29.149	56.513	48.937	106.7	26:55.033	5	1	2:51.883	44.817	1:00.019	1:07.047	207.5	14:57.913
10	1	2:18.284	43.974	46.723	47.587	207.5	29:13.317	6	1	2:20.762 B	43.503	44.859	52.400	212.3	17:18.675
11	1	2:17.201	43.661	47.129	46.411	213.2	31:30.518	7	1	10:21.666	8:42.762	52.184	46.720	106.2	27:40.341
12	1	2:15.672	43.458	46.018	46.196	211.5	33:46.190	8	1	2:15.597	43.808	44.878	46.911	207.1	29:55.938
13	1	2:25.177	45.119	51.174	48.884	211.9	36:11.367	9	1	2:13.760	43.488	44.699	45.573	209.1	32:09.698
34 GRECO/Girasole 1.Matteo GRECO 2.Nicolò LIANA Seat Ibiza Cup							69 PALANTI/Girasole 1.Paolo PALANTI Seat Ibiza Cup								
1	1	3:19.568	1:25.479	59.027	55.062	128.1	3:19.568	1	1	4:28.911	2:39.381	54.761	54.769	134.7	4:28.911
2	1	2:32.960 B	47.306	49.411	56.243	196.2	5:52.528	2	1	2:20.720	45.194	47.293	48.233	204.0	6:49.631
3	1	9:20.927	7:43.697	48.258	48.972	156.7	15:13.455	3	1	2:18.713	44.663	46.694	47.356	204.4	9:08.344
4	1	2:56.047 B	54.120	58.013	1:03.914	180.0	18:09.502	4	1	2:19.561	44.152	46.894	48.515	206.7	11:27.905
5	1	11:35.174	9:57.604	49.282	48.288	156.0	29:44.676	5	1	2:33.341	49.582	52.382	51.377	204.0	14:01.246
6	1	2:19.377	44.971	47.201	47.205	202.8	32:04.053	6	1	2:18.656	44.817	46.689	47.150	204.7	16:19.902
7	1	2:17.028	44.456	45.710	46.862	202.8	34:21.081	7	1	2:34.831 B	46.013	50.138	58.680	201.0	18:54.733
8	1	2:18.818	44.216	47.817	46.785	204.4	36:39.899	8	1	6:28.798	4:42.012	55.231	51.555	132.4	25:23.531
35 BRENA/Girasole 1.Alessandra BRENA 2.Guardo Felice COLLEONI Seat Ibiza Cup							9 1 2:23.467 45.895 48.863 48.709 172.0 27:46.998								
1	1	4:42.309	2:51.261	57.348	53.700	127.8	4:42.309	10	1	2:17.871	44.678	46.326	46.867	205.5	30:04.869
2	1	2:21.909	45.582	47.979	48.348	201.0	7:04.218	11	1	2:17.822	44.354	46.532	46.936	206.3	32:22.691
3	1	2:19.525	44.830	47.041	47.654	204.0	9:23.743	12	1	2:36.589	44.365	45.827	1:06.397	205.5	34:59.280
4	1	2:18.560	44.561	46.667	47.332	205.5	11:42.303	13	1	2:22.312	44.523	46.681	51.108	204.4	37:21.592
5	1	2:34.646 B	45.375	48.475	1:00.796	195.9	14:16.949	77 FERRI/BD Racing 1.Roberto FERRI Seat Ibiza Cup							
6	1	3:22.739	1:47.527	47.609	47.603	157.6	17:39.688	1	1	5:25.436	3:41.464	51.991	51.981	120.9	5:25.436
7	1	2:18.571	44.780	46.498	47.293	205.1	19:58.259	2	1	2:26.871	45.048	50.312	51.511	186.5	7:52.307
8	1	2:18.534	44.485	46.712	47.337	205.1	22:16.793	3	1	2:15.427	43.549	45.400	46.478	212.8	10:07.734
9	1	2:43.964 B	47.930	50.928	1:05.106	133.9	25:00.757	4	1	2:20.494	44.119	47.062	49.313	206.3	12:28.228
10	1	6:06.015	4:23.788	50.990	51.237	147.5	31:06.772	5	1	2:15.812	43.779	45.550	46.483	212.3	14:44.040
11	1	2:26.033	45.767	49.957	50.309	206.7	33:32.805	6	1	2:21.856	45.404	49.102	47.350	206.3	17:05.896
12	1	2:26.215	47.046	48.921	50.248	202.5	35:59.020	7	1	2:29.132 B	43.699	45.192	1:00.241	211.5	19:35.028
13	1	2:28.210	45.942	49.159	53.109	204.4	38:27.230	8	1	7:20.907	5:37.235	54.926	48.746	148.9	26:55.935
55 TORELLI/Girasole 1.Gabriele TORELLI Seat Ibiza Cup							9 1 2:18.062 43.324 48.307 46.431 214.4 29:13.997								
1	1	3:24.369	1:44.642	50.180	49.547	138.1	3:24.369	10	1	2:14.925	43.079	45.461	46.385	214.9	31:28.922
2	1	2:20.209	44.845	47.494	47.870	199.9	5:44.578	11	1	2:17.732	44.079	47.585	46.068	207.1	33:46.654
3	1	2:17.565	43.548	45.269	48.748	209.9	8:02.143	12	1	2:51.890	47.929	1:07.306	56.655	217.4	36:38.544
4	1	2:15.534	43.663	45.555	46.316	213.2	10:17.677	92 GNUTTI/Girasole 1.Franco GNUTTI Seat Ibiza Cup							
5	1	2:14.848	43.357	45.282	46.209	210.3	12:32.525	1	1	4:13.245	2:29.571	51.999	51.675	153.8	4:13.245
6	1	2:14.773	43.071	45.535	46.167	211.9	14:47.298	2	1	2:26.562	46.012	50.155	50.395	201.3	6:39.807
7	1	2:21.679	48.733	46.247	46.699	176.8	17:08.977	3	1	2:25.185	45.407	49.418	50.360	202.5	9:04.992
8	1	2:23.072	43.435	45.203	54.434	213.2	19:32.049	4	1	2:23.579	45.288	48.604	49.687	203.6	11:28.571
9	1	2:22.110 B	44.043	45.559	52.508	206.7	21:54.159	5	1	2:23.198	44.947	48.721	49.530	197.7	13:51.769
10	1	6:44.138	5:05.713	50.267	48.158	146.7	28:38.297	6	1	2:23.560	44.996	49.054	49.510	203.2	16:15.329
11	1	2:15.239	43.350	45.669	46.220	212.3	30:53.536	7	1	2:23.386	44.816	49.605	48.965	203.6	18:38.715
12	1	2:15.435	43.715	45.019	46.701	207.1	33:08.971	8	1	2:27.655 B	44.837	48.096	54.722	204.7	21:06.370
13	1	2:14.891	43.681	45.192	46.018	206.7	35:23.862	9	1	7:34.916	5:52.517	51.127	51.272	143.2	28:41.286
14	1	2:43.255 B	43.445	45.022	1:14.788	210.7	38:07.117	10	1	2:24.622	44.815	50.144	49.663	207.5	31:05.908
64 VOLPATO/BD Racing 1.Gabriele VOLPATO 2. TBA Seat Ibiza Cup							11 1 2:21.113 44.578 47.477 49.058 204.7 33:27.021								
1	1	5:16.421	3:38.675	49.162	48.584	132.7	5:16.421	12	1	2:21.683	44.858	47.971	48.854	205.1	35:48.704



SEAT IBIZA CUP



Seat Ibiza Cup Racing Weekend Qualifying

Sector Analysis

■ Personal Best ■ Session Best B Crossing the finish line in pit lane

Lap	D	Time	Sector 1	Sector 2	Sector 3	T. Spd	Elapsed	Lap	D	Time	Sector 1	Sector 2	Sector 3	T. Spd	Elapsed
13	1	2:20.361	44.217	47.857	48.287	204.7	38:09.065								

99		MANCINI/Girasole		Seat Ibiza Cup											
		1.Giovanni MANCINI													
		2.Edoardo STOPPA													
1	1	3:38.666	1:49.698	58.449	50.519	109.5	3:38.666								
2	1	2:22.281	44.853	48.413	49.015	188.1	6:00.947								
3	1	2:19.049	44.440	46.997	47.612	191.7	8:19.996								
4	1	2:20.963	44.208	47.672	49.083	204.7	10:40.959								
5	1	2:34.410 B	45.959	47.637	1:00.814	177.4	13:15.369								
6	1	5:10.572	3:28.683	51.212	50.677	158.3	18:25.941								
7	1	2:27.358	46.027	48.599	52.732	199.9	20:53.299								
8	1	2:25.529	45.902	49.641	49.986	203.2	23:18.828								
9	1	2:24.483	45.948	48.494	50.041	201.3	25:43.311								
10	1	2:24.483	45.716	49.146	49.621	202.5	28:07.794								
11	1	2:23.593	45.822	48.558	49.213	203.2	30:31.387								
12	1	2:23.708	45.089	47.961	50.658	202.1	32:55.095								
13	1	2:26.088	46.455	48.916	50.717	201.7	35:21.183								
14	1	2:48.054 B	47.332	48.000	1:12.722	201.7	38:09.237								